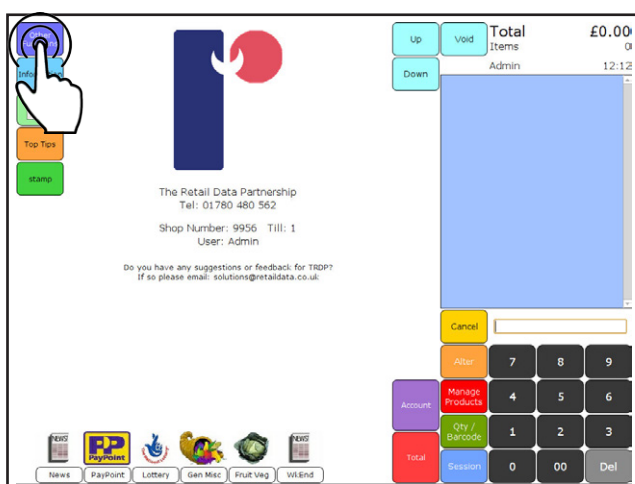


EPOS Help

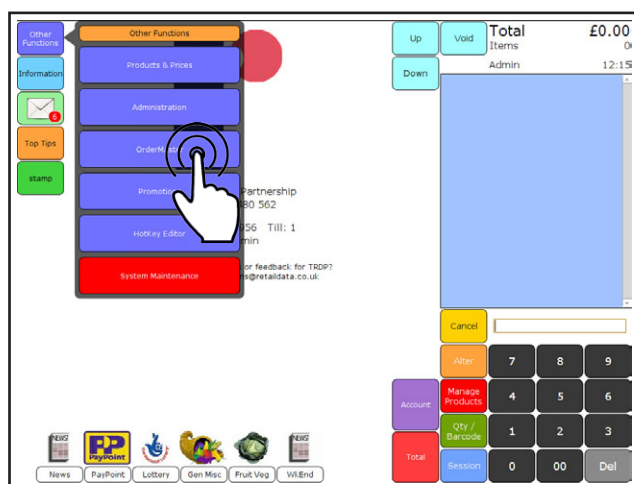
Safely shutting down ShopMate

Occasionally you may need to shut down or restart your ShopMate system. This can be done safely via the **Other Functions** menu.

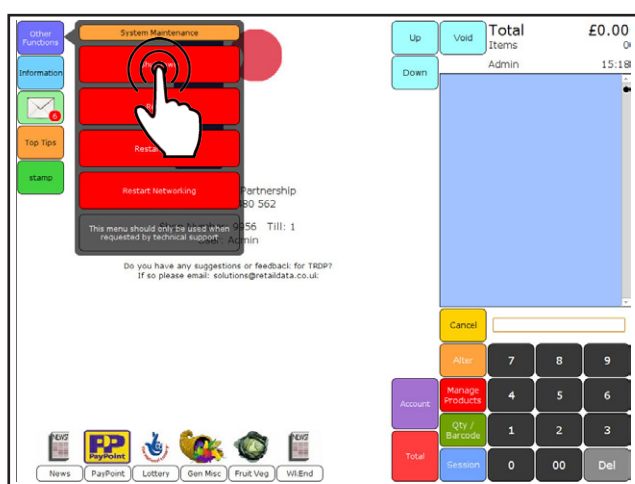
1 Press the **Other Functions** button at the top left of the ShopMate screen.



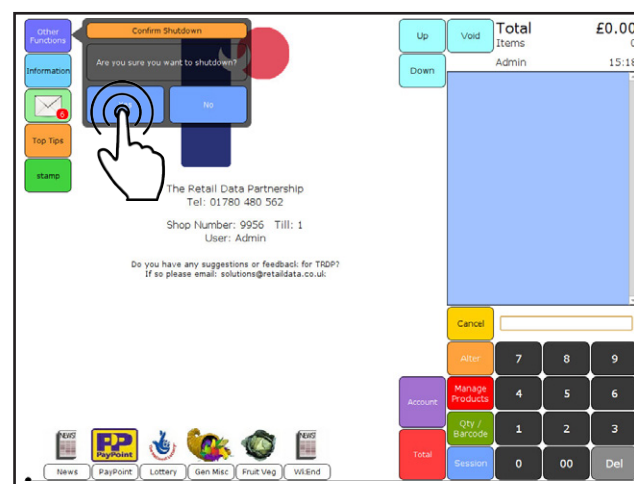
2 On the next menu that appears, select **System Maintenance**.



3 Next, you need to press the **Shut Down** button.



4 You will be asked if you are sure. To shut down ShopMate, press **Yes**.



Important: You should only ever shut down ShopMate if instructed to do so by our Customer Service team. It is essential that ShopMate remains on to ensure that you receive important price file and software updates.

Still unsure? Expert UK support is available:

The Retail Data Partnership Ltd



01780 480 562 (Option 1)



support@retaildata.co.uk



www.retaildata.co.uk