

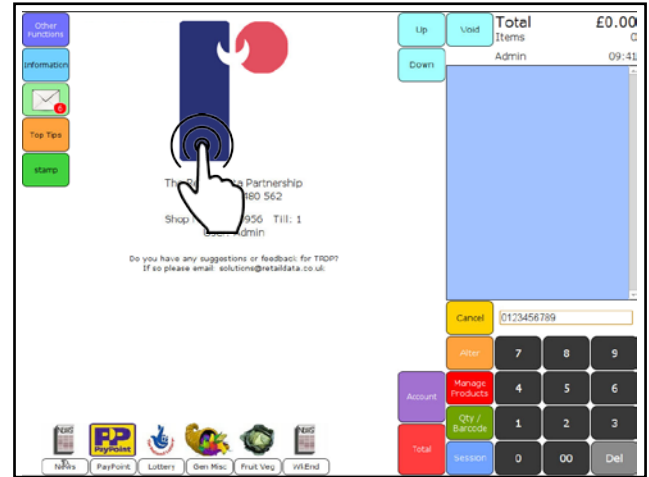
EPOS Help

Scanning Items & Quantities

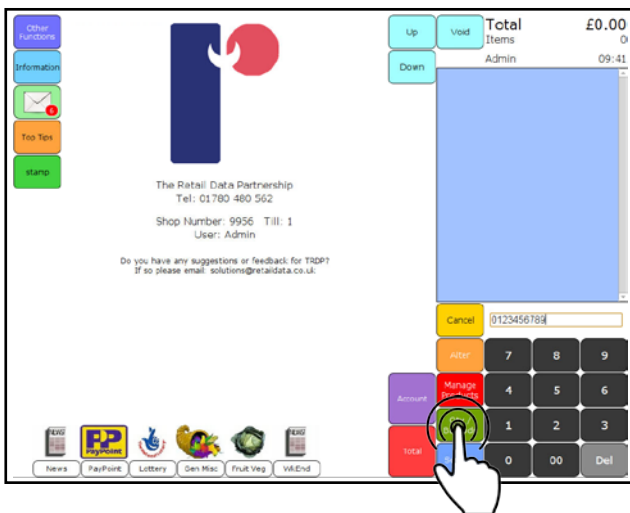
1 Scan items using the barcode scanner included with ShopMate.



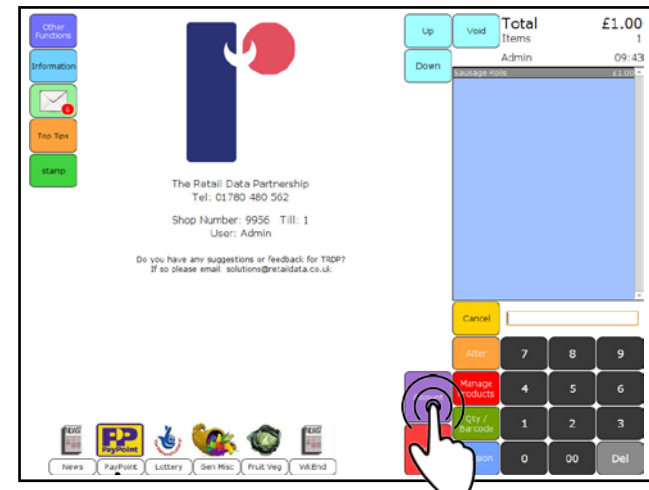
2 Alternatively, key in the product number using the keypad.



3 If you have keyed in the product number, press **Qty / Barcode**.



4 if the barcode is valid, the product will appear on the transaction.



Using Hotkeys

Did you now that hotkeys are a quick way to manage products and add them to your transactions. Scan the QR code or use the link below to find out more. www.retaildata.co.uk/help.



The Retail Data
Partnership Ltd



01780 480 562 (Option 1)



support@retaildata.co.uk



www.retaildata.co.uk

Still unsure? Expert UK support is available: