

EPOS Help

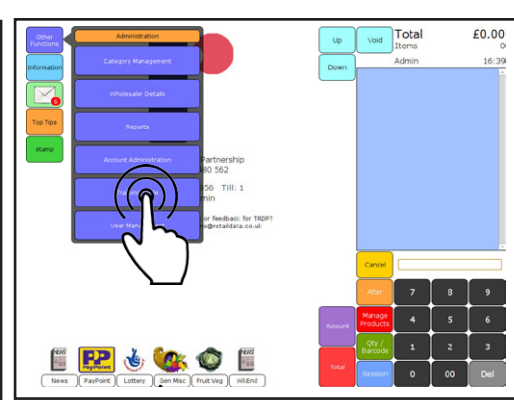
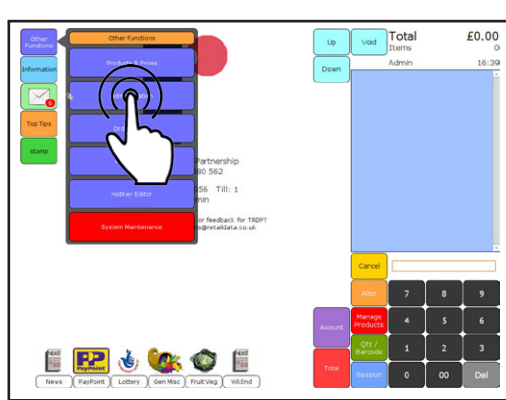

How to use Training Mode



Training mode allows you to carry out transactions that do not appear on most of your reports. This mode is ideal for training and for familiarising yourself with new till features.


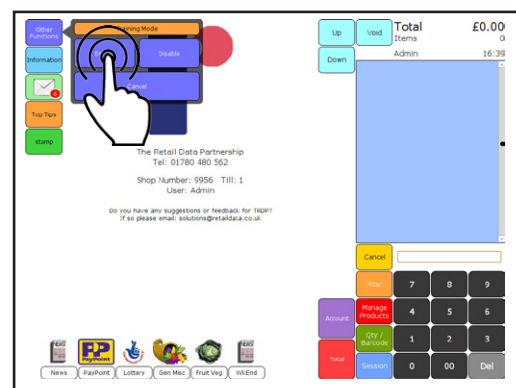
How to enable training mode:

- 1 On the home screen, press **Other Functions**.
- 2 On the next menu, press **Administration**.
- 3 Then press **Training Mode**.



- 4 On the final menu, press **Enable**.

- 5 Training mode is now active...



Note: Training mode should not be enabled for day-to-day use.

You may find that your z-total and other reports are inaccurate as a result of working in training mode for extended periods of time.

How to disable training mode:

To disable training mode, follow steps 1 - 4 above, then press **Disable**. The screen will then turn to its normal blue colour and you will be able to trade normally and access added value services such as *Barclaycard* and *Local Loyalty*.



Still unsure? Expert UK support is available:



01780 480 562 (Option 1)



support@retaildata.co.uk



www.retaildata.co.uk